

JOINING A ZOOM MEETING FROM THE WEBSITE

1) GO TO

www.zoom.us

2) Click "Join a Meeting"

3) Enter 9-digit meeting ID

(you do not need to add the dashes)

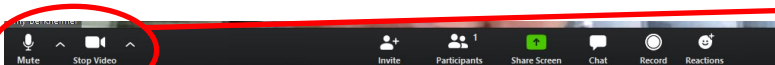
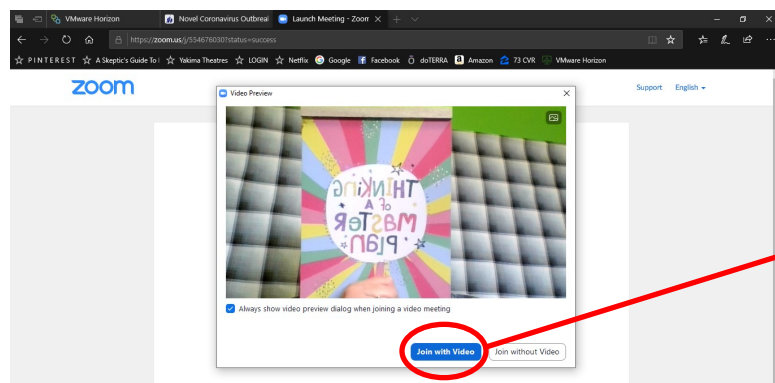
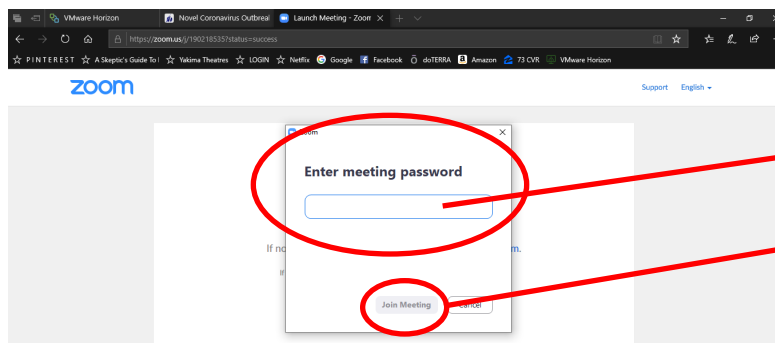
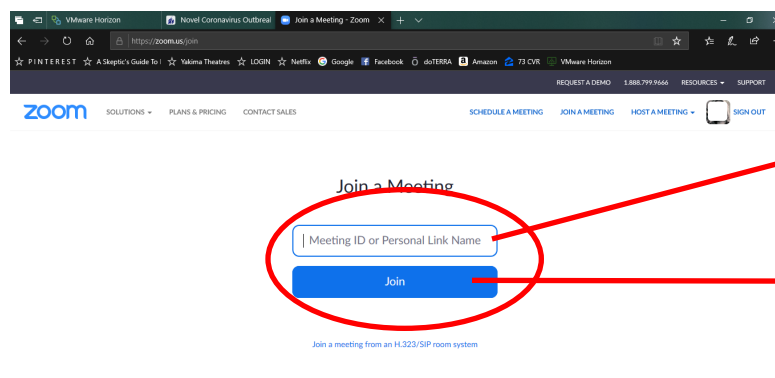
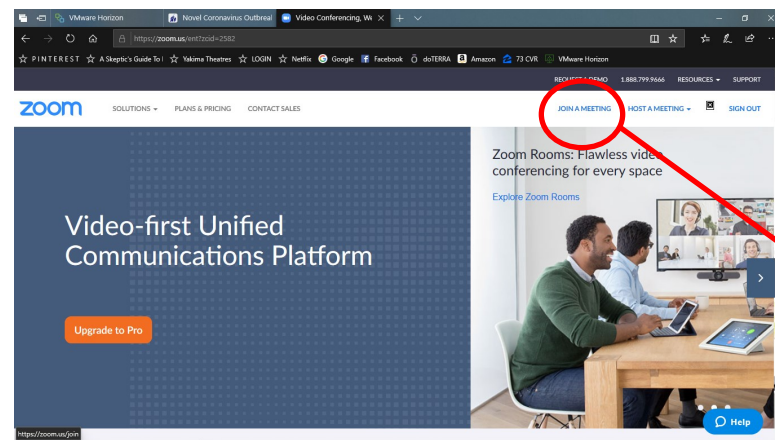
4) Click Join

5) Enter 6-digit meeting password

6) Click Join Meeting

7) Click "Join with Video"

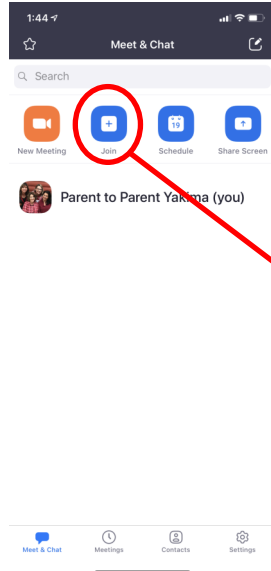
8) Move mouse to bottom of screen to access the control bar. This is where you can set your Mute and Video options.



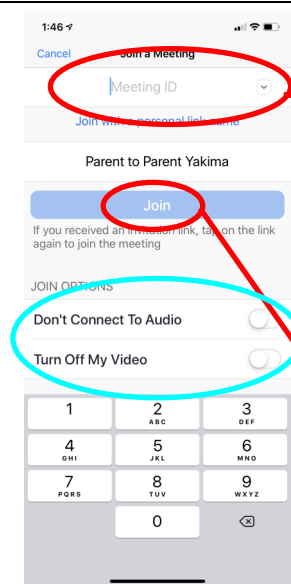
JOINING A ZOOM MEETING FROM A SMART PHONE



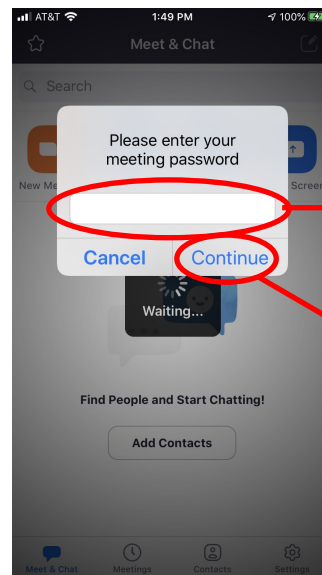
1) Download the Zoom App
(You don't have to create an account, but it's nice if you do, so you can edit your name and photo)



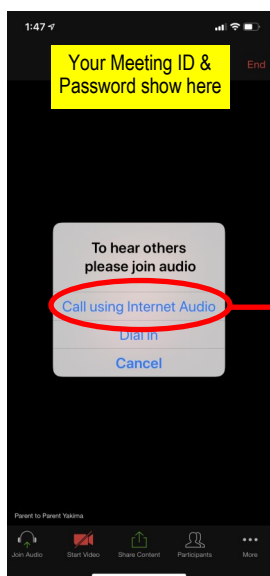
2) Open Zoom App from your phone.
3) Touch "Join"




4) Enter 9-digit meeting ID
(you do not need to add the dashes)
5) Touch Join
Make sure both of these are not selected!



6) Enter 6-digit Password
7) Touch Continue



8) Touch "Call Using Internet Audio"



9) You should now be in the room.
10) Wait for others to join the meeting.
11) Have fun!